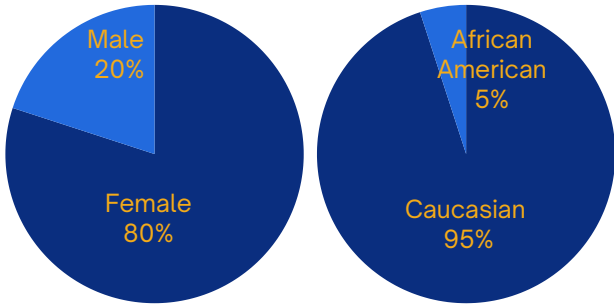


ANNUAL SURVEY

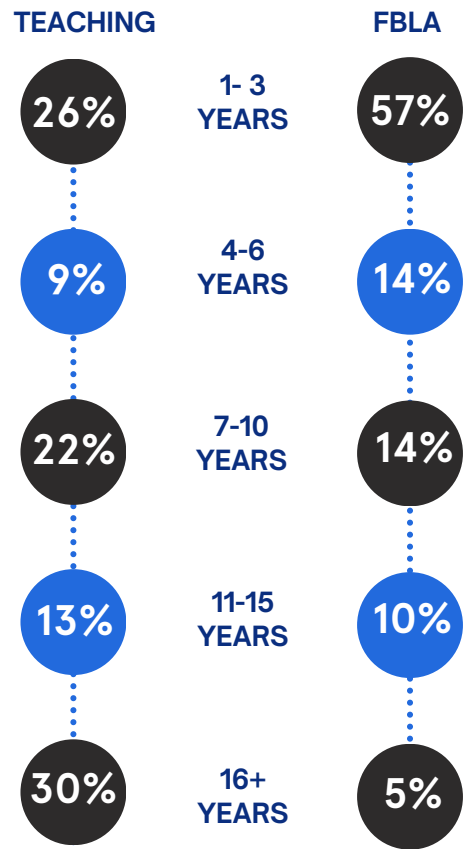
Annually, Iowa FBLA releases key data and insights on local chapter operations. The data is collected in two parts, consisting of an individual adviser survey and a chapter data collection survey.

ADVISER DEMOGRAPHICS & ENDORSEMENTS




YEARS OF SERVICE

Years in the classroom and operating FBLA may differ from educator to educator.




CLASSROOMS

In the 2023-24 school year, Iowa had 325 school districts with 300 offering 9-12 education. Of that, 322 schools in Iowa offered a business program and 85 offered an information solutions program.



Typical schools consist of two individuals in the business and information technology department.

The average business department is teaching one course required for graduation.



21% of classes taught are dual enrollment or college credit courses.



FUNDRAISING

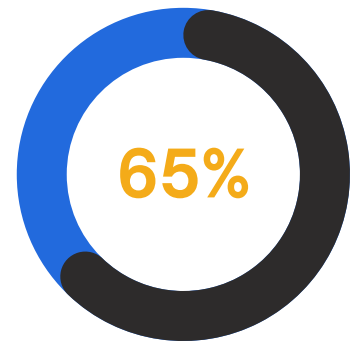
3
 AVERAGE FUNDRAISERS PER YEAR

\$2,631
 funds raised



EDUCATOR'S DEGREE EARNED

FBLA Advisers are highly educated and skilled. 65% have a masters or higher while 35% have a bachelors



EXTRA DUTY STIPEND PAY

More than 70% of advisers receive additional pay for FBLA.

\$999.48
 Average Adviser Pay

